

280 Watt Maximum Power POLY-CRYSTALLINE SOLAR PANEL

Features

- High conversion efficiency based on leading innovative photovoltaic technologies
- High reliability with guaranteed +/-3% power output tolerance, ensuring return on investment
- Attractive appearance
- Withstands high wind-pressure and snow load, and extreme temperature variations
- Easy to install

Quality and Safety


- 25-year power output transferable warranty with PICC insurance
- Rigorous quality control meeting the highest international standards
- ISO 9001:2000 (Quality Management System) and ISO 14001:2004 (Environmental Management System) certified factories manufacturing world class products
- IEC61215, Safety tested IEC61730, conformity to CE, UL listings: UL1703, cULus, Class C fire rating

Recommended Applications

- On-grid utility systems
- On-grid commercial systems
- Off-grid ground mounted systems



 certifications in progress



Suntech's technology yields improvements to BSF structure and anti-reflective coating to increase conversion efficiency




Thermal isolation between the lamination and an advanced specially designed J-box delivers improved performance stability. It also provides complete interconnection between modules and inverters ensuring that the efficiency of the modules can be fully utilized.



Suntech was named Frost and Sullivan's 2008 Solar Energy Development Company of the Year



Unique design on drainage holes and rigid construction prevents frame from deforming or breaking due to freezing weather and other forces

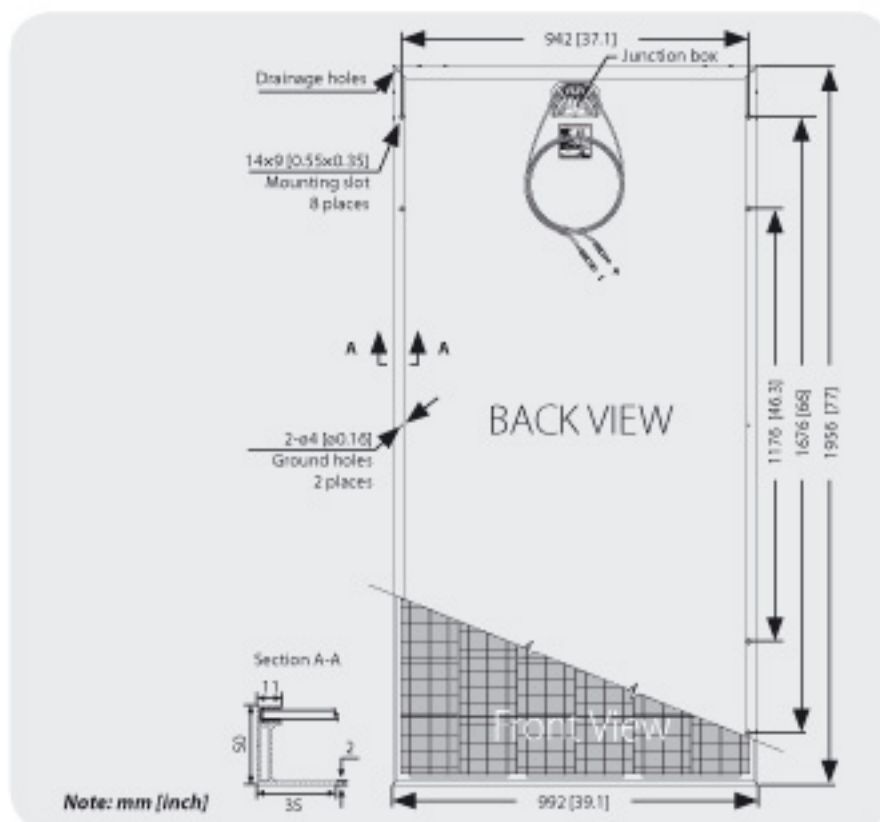


The panel provides more field power output through an advanced cell texturing and isolation process, which improves low irradiance performance

Electrical Characteristics

Characteristics	STP280-24/Vd	STP270-24/Vd	STP260-24/Vd
Open - Circuit Voltage (Voc)	44.8V	44.5V	44V
Optimum Operating Voltage (Vmp)	35.2V	35V	34.8V
Short - Circuit Current (Isc)	8.33A	8.2A	8.09A
Optimum Operating Current (Imp)	7.95A	7.71A	7.47A
Maximum Power at STC (Pmax)	280Wp	270Wp	260Wp
Operating Temperature	-40°C to +85°C	-40°C to +85°C	-40°C to +85°C
Maximum System Voltage	1000V DC	1000V DC	1000V DC
Maximum Series Fuse Rating	20A	20A	20A
Power Tolerance	±3 %	±3 %	±3 %

STC: Irradiance 1000W/m², Module temperature 25°C, AM=1.5



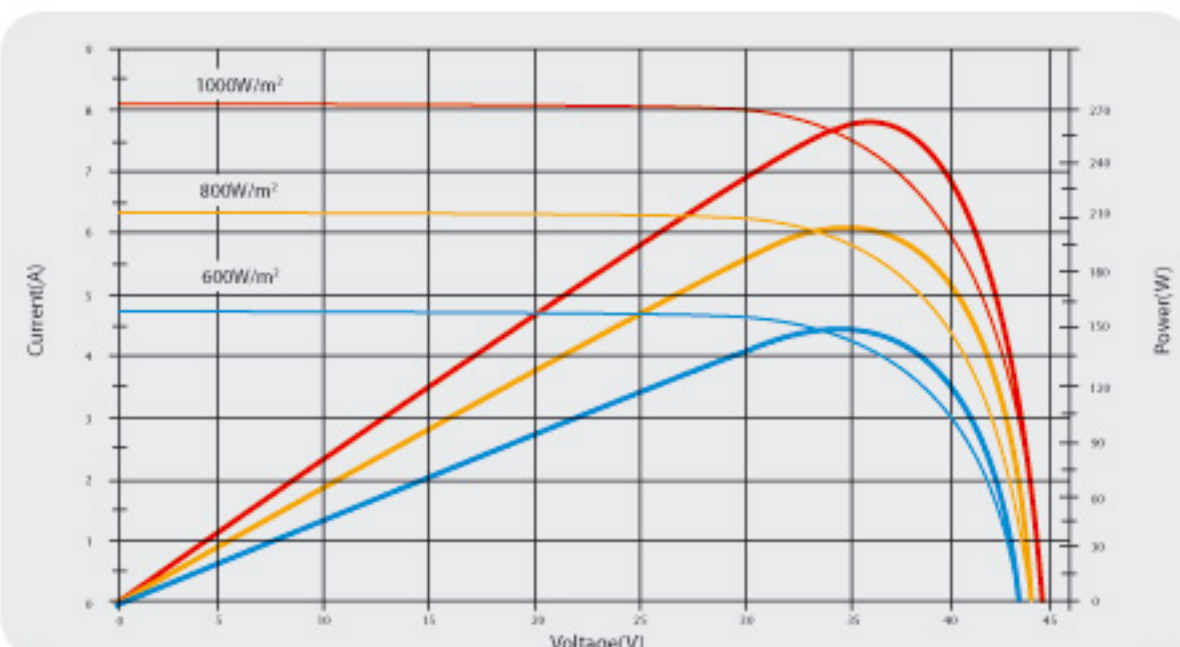
Mechanical Characteristics

Solar Cell	Poly-crystalline 156×156mm (6inch)
No. of Cells	72 (6×12)
Dimensions	1956×992×50mm (77.0×39.1×2.0inch)
Weight	27 kg (59.5lbs.)
Front Glass	4mm(0.16inch) tempered glass
Frame	Anodized aluminium alloy
Junction Box	IP67 rated
Output Cables	RADOX® SMART cable 4.0mm ² (0.006inch ²), symmetrical lengths (-) 1000mm (39.4inch) and (+) 1000mm (39.4inch), RADOX® SOLAR integrated twist locking connectors

Temperature Coefficients

Nominal Operating Cell Temperature (NOCT)	45±2°C
Temperature Coefficient of Pmax	-(0.47 ± 0.05) %/°C
Temperature Coefficient of Voc	-(0.34 ± 0.01) %/°C
Temperature Coefficient of Isc	(0.055 ± 0.01) %/°C

Current-Voltage & Power-Voltage Curve (260W)



Temperature Dependence of Isc, Voc, Pmax

